

CITY OF PICKERINGTON

DEDUCT METER INFORMATION

The fee for a deduct meter and inspection is \$455.60 for a one 5/8" x 3/4" meter with radio frequency capability matching the City's current meter program.

The deduct meter will be installed on the water to an outside spigot after the master meter for the residence.

The billing rates for water will stay the same. Current fee for water include a \$4.50 surcharge per month and \$5.07 for each thousand gallons used through 12,000 gallons in the monthly period, and at the excessive water rate of \$7.30 per each thousand gallon over 12,000 gallons used in the month. The current sewer fee of \$8.22 per thousand gallons will still be charged on all water that does not pass through the deduct meter. These rates are subject to change once a year.

In the event, you now have, or in the future will install an irrigation system, a back flow device is required on the irrigation system.

Installation of the radio frequency device and an inspection by the City are required with a 24-hour notice to have our service representatives install the meter. There must be a signed form on file at the City Utility Billing Office that you are the resident homeowner of the property.

If you have any questions, please call the Utility Department at 833-2289 or the Service Department at 833-2292 or you may visit the City's web site at www.pickerington.net.



PICKERINGTON

WATER METER & SERVICELINE REQUIREMENTS

February 2025

Twenty-four hours' notice is required for all inspections, not including weekends and holidays. All inspections will take place Monday-Friday, 8:00 a.m. to 3:00 p.m., except for holidays.

All waterline installers must be licensed by the City of Pickerington.

All waterline material installed within the City shall be American made. **The City will not supply any materials other than the meter and reading device (MIU).**

The location of and all taps into City water mains shall be made under the direct supervision of the City of Pickerington. No work shall be started until the City of Pickerington personnel are on site. All work must remain uncovered until it is inspected and approved by the City of Pickerington. A representative of the licensed installer must be present for the inspection.

Water Services:

Water services are to be HDPE SDR 9 CTS, 250 psi meeting AWWA C901. All water services shall have tracer wire per the city tracer wire standards. **Water services shall not have any couplings from the curb box to the angle stop or from the corporation valve to the curb box.**

The minimum ground cover shall be forty-two (42) inches from ground surface to top of waterline. The maximum ground cover shall be sixty (60) inches from the ground surface to top of line.

Service lines installed under driveways, foundations, slabs or crawl space must be sleeved with schedule 40 or better plastic and backfilled with compacted aggregate. The curb box shall not be located in the driveway or sidewalk. Water and gas lines cannot be in the same trench. Water lines must be a minimum of four (4) feet from the gas lines and ten (10) feet from sewer lines. Curb boxes shall not be covered with dirt or sod. Valve wrenches must not touch curb box sides or bind in any manner when applied to the curb box valve.

Use of schedule 40 or better plastic pipe is required to be sleeved through the foundation wall and extend two (2) feet beyond the exterior of the foundation.

Once the City of Pickerington provides an acceptable inspection, the trench and area around the curb box must be backfilled immediately. Clean fill dirt must be used for backfill. **WATERLINE TRENCH MUST BE**

CLEARED OF DEBRIS AND/OR TRASH prior to backfill. If curb box is below grade, a standard curb box riser is required.

All fittings shall be approved brass compression fittings. No flare fittings will be accepted.

Meter Installation:

The premises shall have permanent heat before the meter installation will be allowed.

The City of Pickerington DOES NOT PERMIT METER YOKES. The isolation valves and the correct sized meter spuds must be installed in the house/business prior to the inspection. The service line will be pressure checked using system pressure.

A 22-gauge 3 wire (solid copper) conductor must be installed from the meter set to the outside of the home/business for the remote reading device. Braided/stranded wire will not be approved.

The house plumbing must provide proper spacing for the meter being installed (contact the City of Pickerington for meter lay lengths). Meter/backflow manifolds must be constructed with copper pipe and continuing to use copper well beyond second isolation valve a minimum of 6ft beyond meter, or up until it reaches bottom of floor joists. Two (2) brass gate or ball valves with one valve in front of the meter and one immediately behind the meter are required. Immediately after the meter, support bracing must be installed to support the weight of the meter. If a backflow device is required, it shall be installed with proper support bracing in front and immediately after the device. Figure #1 shows proper installation of the meter. Access to the meter must be maintained at all times.

All commercial/business settings must have an approved backflow device installed directly after the master meter. The valves on the backflow prevention device cannot be used as an isolation valve for the meter. The backflow device shall be installed with proper support bracing in front and immediately after device. The master meter shall not be mounted higher than (3) three feet above floor level and no lower than (2) two feet above floor level. Access to the meter must be maintained at all times.

Water Pressure Reducing Valves Requirements:

Certain areas of the City require pressure-reducing valves to be installed, due to pressures exceeding 80 psi. An approved water pressure or an ASSE 1003 with an approved pressure gauge conforming to an inline or built into the body of the water pressure reducing valve, the gauge must have a brass body and read 0 – 120 psi.

Not all areas require a pressure reducing device, call for questions or area locations.

Deduct Meter Installation:


Deduct meters are allowed on residential accounts only. The house plumbing must provide proper spacing for the meter being installed (contact the City of Pickerington for meter lay lengths). Deduct meter plumbing shall only be tied into an **IRRIGATION** system or **HOSE BIBS**. Figure #2 shows the proper installation.

Irrigation Systems: The installation of an irrigation system must have a backflow preventer installed. The device must be testable and tested every 12 (Twelve) months after installation by a certified backflow tester. The test shall immediately be provided to the City of Pickerington upon installation and then annually.

Any use of “METER JUMPERS”, turning on water service or use of any water without the use of a water meter will be considered “THEFT OF SERVICE” under section 915, Pickerington Codified Ordinances. Theft of service is a misdemeanor of the first degree.

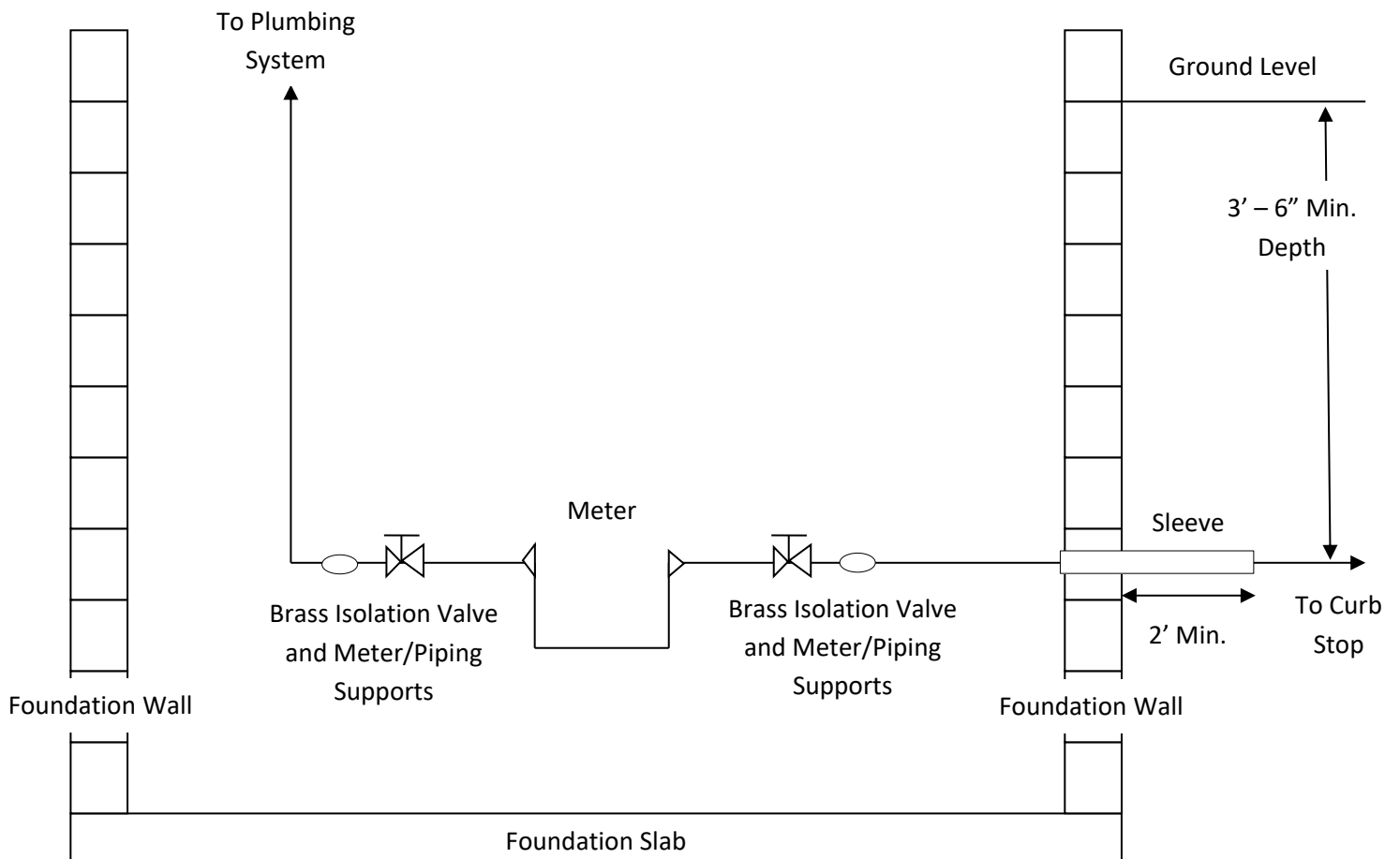
Any changes that may be required under any circumstances must be given to the Director of Public Service for approval.


**If you have any questions before the installation,
please call the Utility Billing Department at 614-833-2289.**



PICKERINGTON

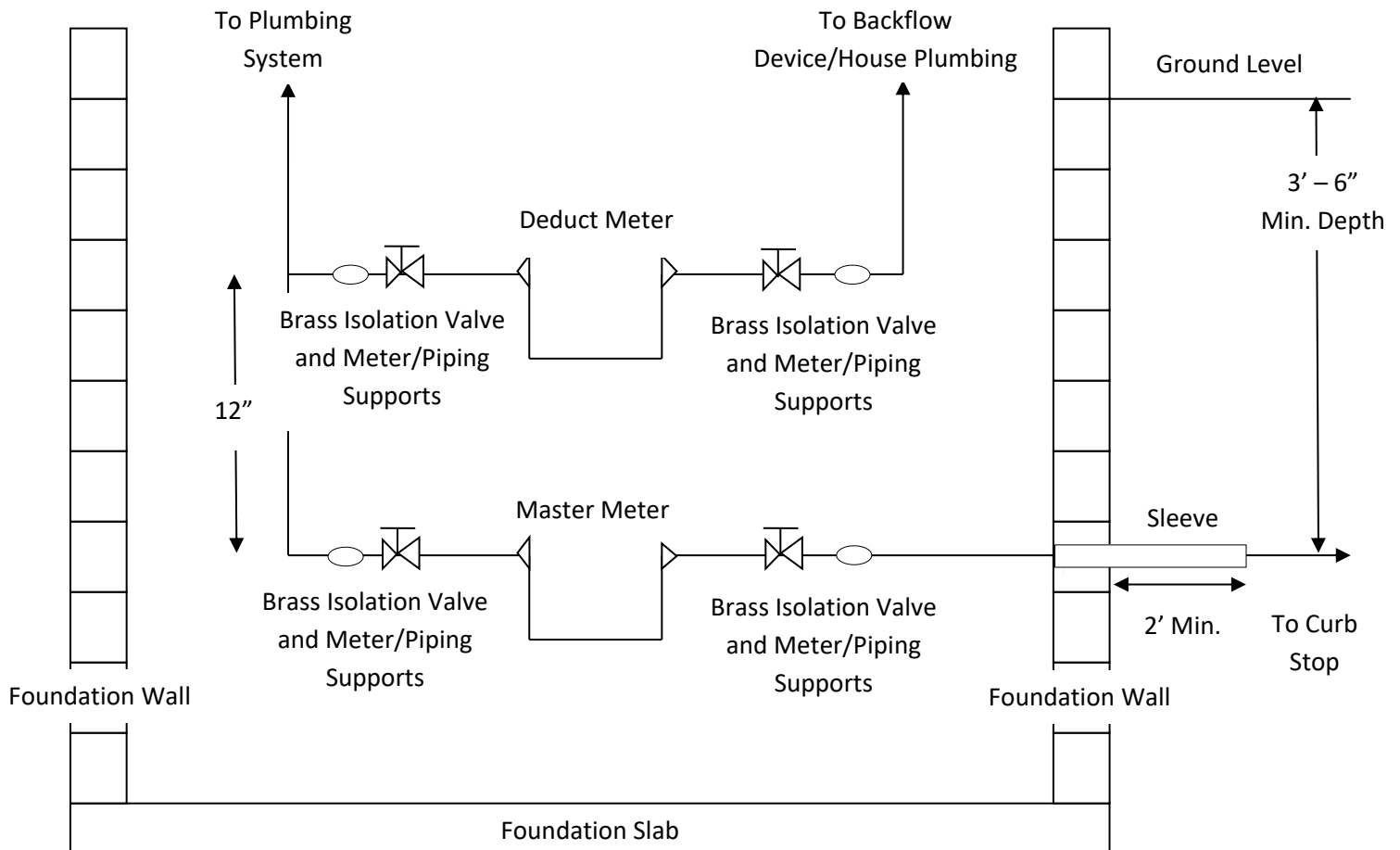
MASTER METER INSTALLATION (FIGURE 1) Section View (Not to Scale)





PICKERINGTON

DEDUCT METER INSTALLATION (FIGURE 2)
Section View (Not to Scale)



DEDUCT METER AGREEMENT FORM

Name: _____

Address: _____

Account Number: _____

Irrigation System? YES NO WILL BE INSTALLING
 circle one

I have been advised and understand that the installation and use of a deduct meter does not change the billing rate structure for my water usage, and I will be charged accordingly.

I also have been advised and understand that in the event that an irrigation system is installed a back flow device is required, and the City needs to be informed.

Signature: _____

Printed Name: _____

Date: _____

Signature of City Representative: _____